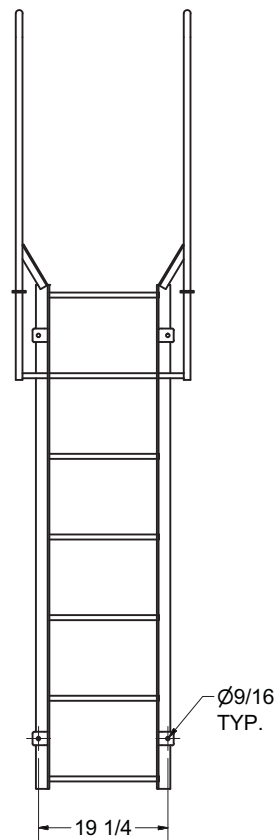
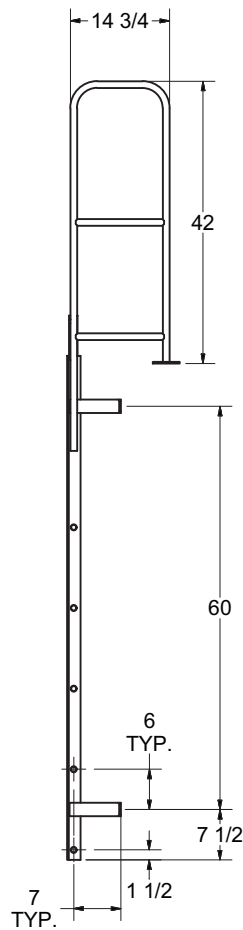
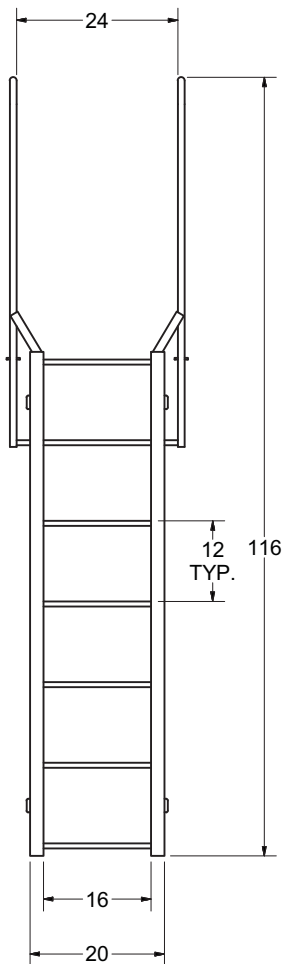
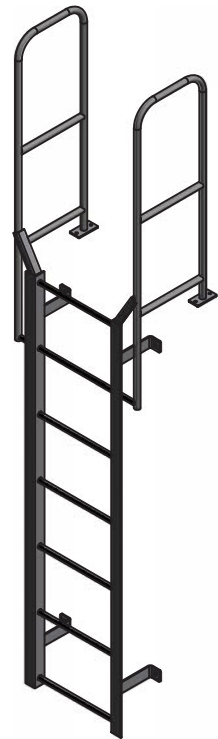


DETAIL A



NOTE:  
 STANDOFF BRACKET LOCATIONS  
 ARE ± 1".  
 DO NOT PREDRILL HOLES IN THE  
 STRUCTURE.  
 HOLES SHOULD BE MATCH DRILLED  
 TO INSURE PROPER ALIGNMENT

3D MODEL AVAILABLE IN STEP FILE FORMAT ON OUR WEBSITE



DRAWN KJS	7/2/2013		
CHECKED			
APPROVED		TITLE	
PART 3570225 F7W FOR CATALOG		F7W	
		Drawing is computer generated, and print might not be to scale	
SIZE C	DWG NO 3570225 F7W FOR CATALOG.dwg	REV A	
DIMENSIONS IN INCHES UNLESS NOTED			SHEET 1 OF 1